



The above Trademarks and Copyrights belong to Bry-Air (Asia) Pvt. Ltd.

# MiniPAC®

[www.bryair.com](http://www.bryair.com)



Bry-Air's MiniPAC® dehumidifier is the ideal dehumidification solution for facilities in need of reliable humidity control or mould and mildew protection. The MiniPAC® can be installed as a stand-alone unit or attached to any central air conditioning system to enhance the system's dehumidification capability. It is a small, yet powerful unit that combats the effects of moisture in up to 10,000 sq. ft.\* and is ideal for a wide variety of applications.

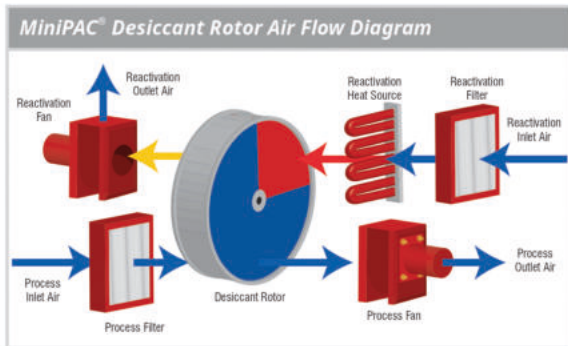
*Volume varies based on conditions*

## MiniPAC® Dehumidifier Advantages

- A compact dehumidification unit that fits easily into small places
- No replacement filters to inventory - units include washable filters
- Lower energy consumption of over-cooling and reheat
- Low operating cost
- Quiet operation in industrial environments. Commercial applications may require sound attenuation option.
- Guaranteed performance of Bry-Air desiccant rotors Convert existing heating and cooling systems to maintain humidity control throughout the entire building or just one room
- Available in eight CFM sizes, from 100 CFM to 2700 CFM
- Optional pre and post cooling coils
- Optional stainless steel construction
- 24/7 tech support



# MiniPAC®



Bry-Air's MiniPAC® is the ideal desiccant dehumidification solution for projects in need of reliable humidity control, additional moisture control or mould & mildew prevention.

## Feature Highlights

### HIGH EFFICIENCY & RELIABILITY

- 100 CFM to 2700 CFM (170 CMH to 4500 CMH)
- ETL listed & totally self-contained
- Insulated process and reactivation air flow sectors
- Rotor with stainless steel flange
- Optional packages including pre and post cooling

### CONTROLS & SAFETIES

- Differential air pressure switch for proving react air flow
- High temp safety thermostat
- Reactivation cool down
- Electrical interlock of fan motors, heaters and rotor drive
- Optional humidistat for humidity control (room or duct mount)
- Optional condensation control package

### EASY TO OPERATE

- Suitable for continuous operation
- Auto / manual selector switch
- Power on, heater on, and fault status indication
- Independent blower for each air stream
- Volume control dampers
- Optional heater control for high accuracy

Model	Process CFM (CMH)	Process ESP ("wc)	React CFM	React ESP ("wc)	Voltage	RLA AMPS	MCA AMPS	MOCF	Weight (Unit Only)
MP-100	100 (170)	0.70"	34	0.45"	230/3/60	18.7	22	20	145
MP-175	175 (300)	0.60"	58	0.40"	230/3/60	22.5	28.1	24	163
MP-350	350 (600)	0.90"	117	0.70"	230/3/60	28.1	34.7	34	240
					460/3/60	15.2	18.6	18	
MP-600	600 (1000)	0.75"	200	0.45"	230/3/60	44.4	55.2	53	324
					460/3/60	23.1	28.6	28	
MP-900	900 (1500)	0.75"	300	0.45"	230/3/60	55	67.6	61	421
					460/3/60	28.6	35	32	
MP-1200	1200 (2000)	0.75"	400	0.45"	230/3/60	74.1	91	85	445
					460/3/60	38	46	42	
MP-1800	1800 (3000)	0.75"	600	0.45"	230/3/60	93.6	115	104	584
					460/3/60	47.8	59	53	
MP-2700	2700 (4500)	1.25"	840	0.98	460/3/60	61	74	64	798

### EASY TO INSTALL

- Several mounting and installation options
- Small physical size - Easy to maintain
- Quick and easy to service

### EASY TO MAINTAIN

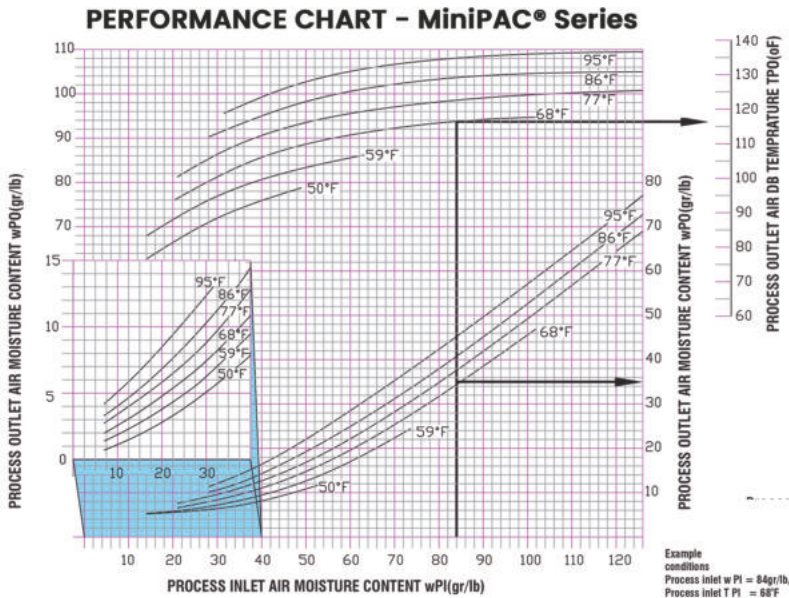
- Quick and easy to service
- Rotor is water washable per the IOM
- Very few moving parts to fail





# Minipac® Performance Chart Instructions:

To determine the performance of a MiniPAC® utilize the chart below as follows:



Determine the inlet air moisture content in grains/pound (example below shows 84 gr/lb) and find that point along the horizontal axis on the chart (see heavy black line for example).

Follow that point vertically to intersect the approximate inlet temperature curve (example below is at 68°F) and follow that intersection horizontally to the right to find the MiniPAC® process outlet moisture content (Example arrow indicates 35 gr/lb)

Continue to follow main vertical point again from bottom horizontal axis to the top section temperature curves until intersection with the approximate inlet temperature condition. Now follow that intersection horizontally to the right (example by heavy black arrow near top of chart) until intersection with the right Process Outlet Air Temperature Chart (example indicates 116°F)

Using this chart provides accurate prediction of performance for any size MiniPAC® based on inlet moisture condition and temperature. In the example indicated below an inlet of 68°F @ 84 gr/lb yields and outlet of 116°F @ 35 gr/lb (without optional pre or post cooling coil module).

## Proud MiniPAC® Owners



“ We have Bry-Air MiniPAC® units running in multiple areas of our facility, from labs to protent compounding, and all of them are fantastic. They are extremely effective and we are always pleased with how quickly the MiniPAC® can bring a room in to specification. Most important to us is the low maintenance of these units. Other than regular filter changes they have running attended for years in perfect working order. Because of this we are looking to Bry-Air as a solution for our future plans. ”

**Elijah Gosier** Manager, Facility Operations at Xcelience



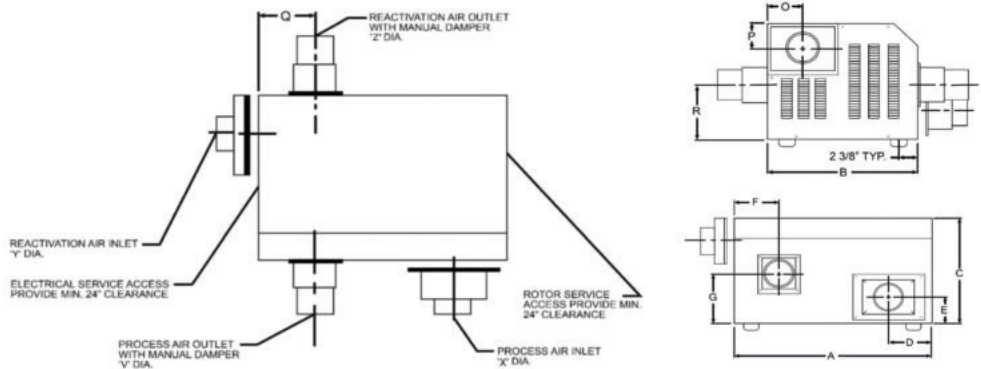
The above Trademarks and Copyrights belong to Bry-Air (Asia) Pvt. Ltd.

[www.bryair.com](http://www.bryair.com)

## Application

- Colleges & Universities
- Control Rooms
- Critical Materials
- Store Rooms
- Fine Homes
- Government Facilities
- Libraries & Archival Storage
- Museums And Conservatories
- R&D, QC And Bio Med Labs
- Restaurants
- Retrofit Existing Systems For Mold Control

## Minipac® Dimensional & Performance Data



MP UNIT Dimensional Data (Inches)								
Dim	MP-100	MP-175	MP-350	MP-600	MP-900	MP-1200	MP-1800	MP-2700
A	26-11/16	29-1/8	35-1/8	41-1/4	47-1/2	48-1/4	48-3/8	48-5/16
B	18-7/8	21-1/4	24-13/16	28-3/4	35-1/16	34-7/8	39-5/8	45-7/16
C	15-1/2	17-1/2	19-7/16	21-13/16	23	24-3/4	28-11/16	32-9/16
D	5-7/16	6-9/16	7-5/8	8-13/16	9-7/8	9-7/8	11-7/8	13-7/16
E	4-5/16	4-5/16	5-1/4	6-5/16	6-5/16	6-5/16	6-3/16	6-3/16
F	8-7/8	9-1/4	11-7/8	14-3/8	14-13/16	15-15/16	16-5/16	16-7/16
G	8-7/16	10-7/16	10-5/8	11-3/16	11-5/16	13-3/4	16-7/16	18-13/16
O	4-3/8	4-7/16	5-11/16	7-1/8	8-7/16	8-7/16	8-1/2	8-1/2
P	3-7/16	3-3/8	3-7/16	5	5	5	5	5-9/16
Q	8-13/16	9-3/16	11-11/16	14-3/16	14-3/8	14-9/16	15-5/8	15-13/16
R	6-15/16	6-11/16	8-11/16	10-9/16	10-1/2	9-15/16	10-5/16	13-3/16
DIA V (P IN)	3-13/16	3-13/16	5-5/8	7-3/4	7-3/4	9-3/4	8-9/16 x 17-11/16	22-11/16 x 10-1/2
DIA X (P OUT)	3-13/16	3-13/16	5-5/8	7-3/4	7-3/4	9-3/4	11-7/8	17-3/16 x 9-1/16
DIA Y (R IN)	3-13/16	3-13/16	5-5/8	7-3/4	7-3/4	7-3/4	7-3/4	16-3/4 x 9-13/16
DIA Z (R OUT)	3-13/16	3-13/16	5-5/8	7-3/4	7-3/4	7-3/4	7-3/4	7-3/4
WEIGHT IN LBS	145	163	240	324	421	445	518	996
MOISTURE REMOVAL CAPACITY LB/HR **	3.4	6.6	12.7	21.4	32.4	44.4	65.6	96.3



Leaders in Dehumidification... Worldwide



Inc. is the master distributor for MiniPACs in North America..... MiniPACs are warehoused in Columbus, Ohio

### DRI Inc.(USA)

8675 Rio Grande Blvd. NW  
 Los Ranchos, NM 87114, USA  
 Phone: +1 928 399 0962  
 Email: [mgclark@driamerica.com](mailto:mgclark@driamerica.com)  
 Website: [www.driamerica.com](http://www.driamerica.com)

Your nearest distributor

